


# Lesson Plans for Dante El Elefante

## (For use by teachers & parents)

Based on the book Dante el Elefante by Ashlyn Aumiller  
Lesson plan adapted by Lisa Pietropola

*Social/Emotional Learning: the goal of this lesson is to introduce the child/student to empathy while reinforcing positive relationship choices.*



### Before-During-After Reading Lesson Plan

#### Before you read the story (Before):

As you prepare to read, ask your child/students the following questions to begin to make predictions about the story. Talk about these topics together. If appropriate, make a list together.

- How do you feel when you see a friend who is sad?
- When a friend is sad or upset, what are some ways you can help them feel better?
- What are the emotions you feel when you are alone?
- What are the emotions you feel when you are surrounded by friends? Describe these emotions.
- What does it mean to be kind?

#### While you are reading the story (During):

As you read the story with your child/student, emphasize the following ideas:

- Dante is 5 years old. A child of that age experiences emotions that they may not understand. Help your student to understand Dante's emotions throughout the book. Compare Dante's emotions to the age-appropriateness of your student.
- Dante is told that he is "too small." Use this as a comparison for when your student may have felt inadequate about something. How did/does that make your student feel? (See accompanying hand-out)
- The "Big Elephant" represents the antagonist. He is a bully. He is an obstacle to Dante; he is not kind. What are some obstacles that your child observes in his/her life (this is not necessarily a person, it could be something physical, tangible or language related, etc.)? How might you overcome these obstacles?
- Antono el Mono becomes Dante's hero. Heroes can be friends, family members, teachers, or community members. Have your child identify a hero in their life. Talk about the characteristics of a hero.

#### After you have read the story (After):

We learn that "the best of friends come in all different colors, shapes, and sizes." Use these questions to guide your child through interpreting this message using the prompts below. Talk about these topics together.

- What does it mean to be special?
- What is your identity? How do you describe yourself to others?
- What characteristics about you make you unique and authentic?



## Understanding Feelings


In the space below, draw a picture of when you feel sad:

I feel sad when \_\_\_\_\_

\_\_\_\_\_

\_\_\_\_\_

\_\_\_\_\_



## Understanding Feelings

In the space below, draw a picture of a time in your life when you feel happy:

I feel happy when

---

---


---

---

---

---

---



# Word Splash


*\*You can do this activity in a large group setting, i.e. project these words on the board, or you can have students complete this individually for a more personalized approach.*

Circle all the words/emotions that represent the “Big Elephant.”

Mean                  Happy                  Friendly                  Bully                  Big                  Small  
Safe                  Scary                  Positive                  Negative                  Kind

Circle all the words/emotions that represent “Antono el Mono.”

Mean                  Happy                  Friendly                  Bully                  Big                  Small  
Safe                  Scary                  Positive                  Negative                  Kind



# Word Hunt

*\*This activity is for older students with more advanced literacy skills.*

In either Spanish or English, have your child read through the story and write down all the emotions that Dante experiences as he makes his way through the jungle.

---

---

---

---

---

Now, use the words you listed above to write a paragraph that describes when you feel these emotions in your life. Circle the words from above as you use them in your paragraph.

---

---

---

---

---

---

---

---

---

---

---


---

---

---

---

---



# Fingerprint Poem

Your fingerprint is original to YOU and ONLY YOU.  
Complete this poem about all the qualities that make you special.



I am strong because \_\_\_\_\_.

I am happy because \_\_\_\_\_.

I am brave because \_\_\_\_\_.

I am kind because \_\_\_\_\_.

I am a good friend because \_\_\_\_\_.

I am nice because \_\_\_\_\_.

I am special because \_\_\_\_\_.

